

Diablo View Orchid Society

www.DVOS.org 501(c)(3) corporation

at Our next meeting *Thursday, December 13th*

At our next meeting Dec 13th

It's time for our annual
Christmas Potluck party!

Your "ticket" for entrance is a two-part affair!
First, you need to bring a side dish, salad or dessert,
enough for 8, according to the alphabetized
schedule on Page 4.

Second, bring a gift orchid or orchid related item (something
that you'd like to receive yourself) for the Annual Gift Exchange.
Make sure any plants are bug free.

The Christmas Potluck begins at 6:30 PM (Set-up 6:00)
at the Shadelands Arts Center,
111 N. Wiget at Ygnacio Valley Road, Walnut Creek.
(directions on P. 6-7)



Next Meeting:
Thur. Dec 13th
6:00- 10:00 p.m.

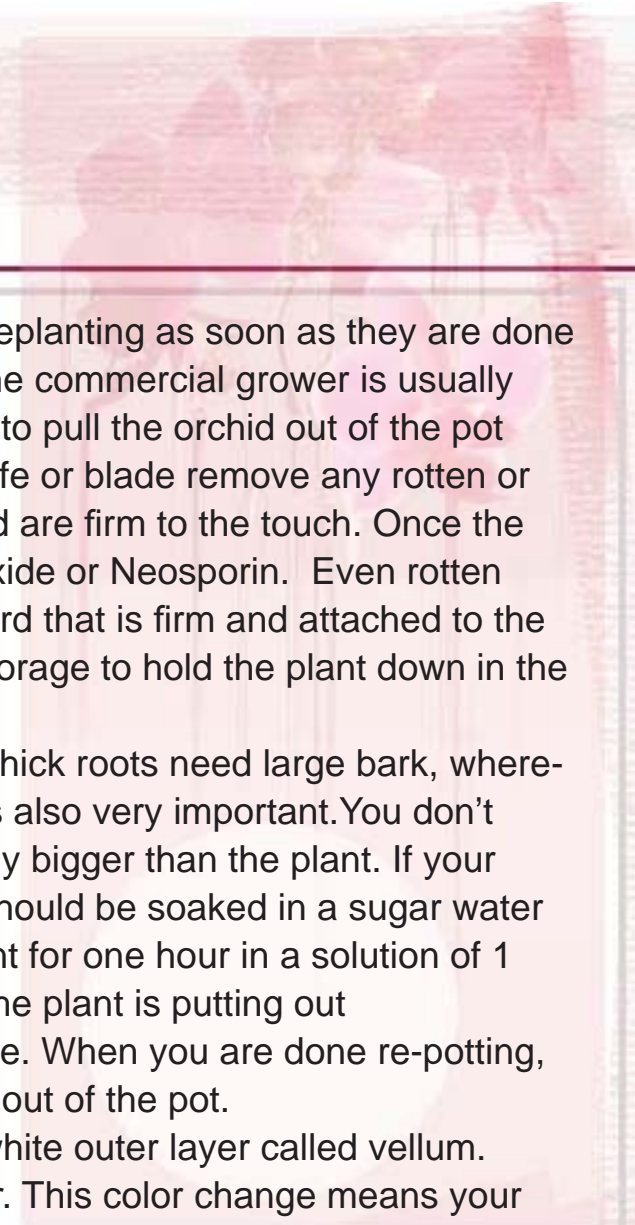
Dennis and Kathy were our speakers in October

It's dropped all of its blossoms, but the plant is still alive. Now what do I do with it? This was the topic of discussion at the November DVOS meeting when our experts, Kathy Barrett and Dennis Olivas, taught the class known as Orchids 101. The discussion was geared toward the novice orchid grower seeking basic knowledge on how to care for their orchids. Orchid trimming, watering, fertilizing and re-potting were all discussed.

Most beginners first orchid is a Phalaenopsis that has rewarded the purchaser with months of beautiful blossoms. But now it has stopped blooming and you are left wondering, 'How do I take care of this plant?'. The first question raised is whether to cut off the old flower spike or leave it? On this topic our experts disagree. Kathy would cut it back and allow the plant to save its energy until it is strong enough to re-bloom. Dennis would leave the old spike and let the plant re-bloom when it is ready and not let the plant waste the energy to regenerate a new spike.

Cym. elegans





They both agree that store bought orchids are usually in need of replanting as soon as they are done flowering. The sphagnum moss that the orchids are planted in from the commercial grower is usually broken down and in need of a fresh mix. The first step in re-potting is to pull the orchid out of the pot and remove all of the old media from the roots. Then with a sterile knife or blade remove any rotten or dead roots. The roots are healthy if they have a white velum layer and are firm to the touch. Once the cuts have been made you can disinfect the cuts with cinnamon, peroxide or Neosporin. Even rotten roots may serve a purpose. At the center of these rotten roots is a cord that is firm and attached to the base of the plant. These cords can be left in place and used as anchorage to hold the plant down in the bark if it has little or no roots left.

The re-potting media is determined by the size of the roots. Large thick roots need large bark, whereas small roots need small bark when re-potting. The size of the pot is also very important. You don't want to put a small plant in a big pot. You want a pot that is just slightly bigger than the plant. If your plant is withered from a lack of roots, Dennis believes that the plant should be soaked in a sugar water solution to help the plant survive the re-potting. Dennis soaks the plant for one hour in a solution of 1 cup of sugar to one gallon of water. The best time to re-pot is when the plant is putting out new roots. Most orchids put out their new roots in March or spring time. When you are done re-potting, your plant should be stable enough to lift it by the stem and not pull it out of the pot.

How do you water your new orchid? Orchid roots have a spongy, white outer layer called vellum. When you water, the vellum changes from silver-grey to a green color. This color change means your orchid is absorbing water. You need to always water in the morning. This is to prevent the growth of fungus and bacteria which leads to the rotting of your plant. If you are raising your orchids indoors, in a temperature of 65-80 degrees, you will need to water roughly once a week or when it dries out. In a greenhouse, Dennis will go without watering for 2-3 months in the winter time when the temperatures are cool and the humidity stays high.

When do I fertilize my orchid? When your orchid starts to show signs of bud formation you need to start fertilizing. When your orchid starts to produce flowers is when it need the most nutrition. For this use a dilute solution of 1/4 teaspoon of a balanced fertilizer to one gallon of water and feed on a weekly basis.

These helpful hints should get you started on successfully growing and re blooming your orchids and hopefully encourage you to learn more about how to raise these beautiful and exotic plants. Thank you Dennis and Kathy.



Den. Spider Lily



Lc. Bonanza 'Zenith'



Diablo View Orchid Society

Holiday Party

Bring a gift orchid or orchid related item (something nice!) for the Annual Gift Exchange. Make sure any plants are bug free.

\$50
Prize to the best
Christmas
decorated Orchid
NO GLITTER



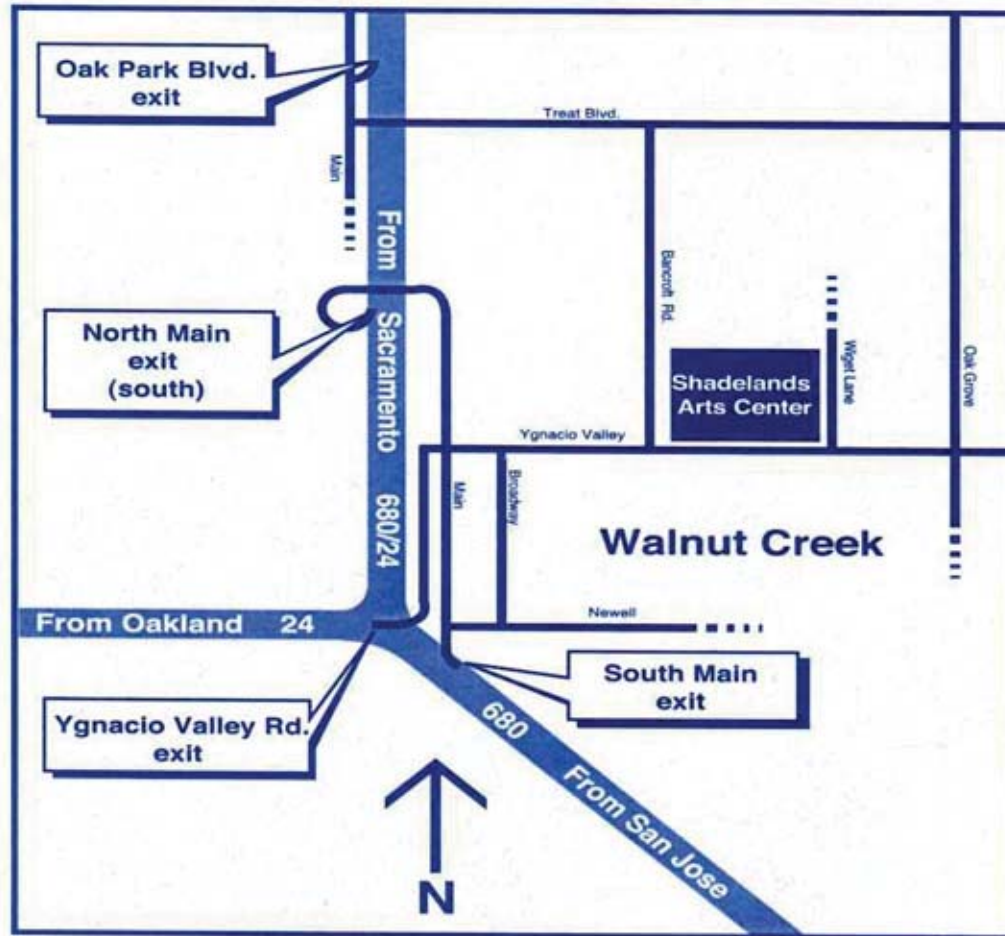
Food assignments:
A-H Hot Dish
I-O Dessert
P-Z Salad



Set-up 6:00 - Dinner 6:30

SHADELANDS CHRISTMAS PARTY Arts Center

111 North
Wiget Lane
at Ygnacio
Valley Rd.
Walnut
Creek



Directions to **SHADELANDS Arts Center**

111 North Wiget Lane at Ygnacio Valley Rd.

FROM OAKLAND, BERKELEY

Highway 24 east exiting left onto Highway 680 north. Take the Ygnacio Valley Rd. exit and go 1.1 mi to the light. Turn right on Ygnacio Valley Rd. and go 2.9 mi. Turn left on North Wiget Ln. and go 0.1 mi. The Shadelands Arts Center parking lot is on the left.

FROM SACRAMENTO, CONCORD, PLEASANT HILL

Highway 680 south to Exit 48 Treat Blvd/Geary Rd. Take exit and continue 0.3 mi. to the light. Turn left on N. Main and go 0.2 mi. to Geary Rd and turn left. Go for 1.1 mi. on Geary Rd/ Treat Blvd to Bancroft Rd and turn right. Go 0.7 mi. to Ygnacio Valley Rd and turn left. Go 0.7 miles to North Wiget Ln. Turn left on North Wiget and go 0.1 mi. The Shadelands Arts Center parking lot is on the left.

FROM SAN JOSE, DANVILLE, ALAMO

Highway 680 north to South Main St. off ramp. Stay on South Main 0.5 mi. to Newell. Turn right on Newell and go 0.2 mi. to stop light. Turn left on Broadway and go 0.7 mi. to Civic Dr. Turn right on Civic and go 0.3 mi. Turn right on Ygnacio Valley Rd. and go 2.5 mi. Turn left on North Wiget Ln. and go 0.1 mi. The Shadelands Arts Center parking lot is on the left.

President's Message

Winter is nigh. After the nice rainy November, the hills are greening up! In the middle of November two of the ornamental plums in front of the house began to bloom. Without more data I can't fathom if it's global warming or stress related, due to the extended dry we endured. Stressed plants putting out flowers because they think they are at death's door? Same with orchids. I recall many plants blooming beautifully only to discover that all the roots were gone soon after.....

In my situation with our upstairs south facing bathroom serving as a green room, it is counter-intuitive care: actually having to water many plants more because the sun has angled in such a way as to slurp up any moisture. Here in El Cerrito in summer I actually have to refrain from watering many of my plants. I read recently an interesting thing in the AOS magazine written by Sandra Svoboda that it's really in your best interests to get plants that fit your conditions and not the other way around. A good rule of thumb! You may indeed love a Catt, but only Dracs will thrive in your environment. I should listen to my own advice.

Looking back on the past year applause and gratitude are due to the people who year after year make this club so much fun. And the fun WILL continue as that's what this club does best!

Burr. Nellie Isler
'Swiss Beauty'



President's Message cont.

It looks like we will be participating in the POE! Kathy Barrett at this point is spearheading the project. Give her a ring-a-roo and let her know that you can help. I talked at length about the conservation committee recently formed at SFOS. There will be a section at the member plant sales table for plants where 100% of the proceeds will go to conservation. It was such a successful show last year that they will be having many more vendors so there wasn't space available for a separate table. I would like to head up a conservation committee of our own. Kathy and Meg among the other board members had a couple of great ideas where we can "adopt" a local native orchid as a species of concern or work with organization like Save Mt. Diablo. Contra Costa has according to Ronald Coleman's book on California orchids, at least eight recorded species. CoCo Cnty also has rampant development in many areas and there is ample opportunity to speak up for our natives.

It has been a pleasure to serve y'all as president and I now hand over the gavel to Eileen Jackson. Eileen is a wonderful woman, gifted horticulturist and good friend, so give her all the support you can. Volunteer for stuff. Head up a committee. Take the burden off the board. They are all a good sturdy bunch, but the branches of any tree are only as strong as the trunk. Whoa! Where did that come from?

A very Merry Christmas, Chanukah, Kwanzaa, Solstice, Boxing ay, and Feast of Stephen to alls Y'all!!!

yr obt srvt,
George McRae

Upcoming Speakers and Events

December 20: Board meeting at the home of Brad & Karen Piini

December 13: Holiday Party & Election of the 2013 board

January 10: How's That Working Out for You? - A Cultural Round Robin



S/c. India Rose 'Sherwood'

January 26-27: Peninsula Orchid Society Show & Sale <http://www.penorchidsoc.org>

February 21-24: Pacific Orchid Exposition <http://www.orchidsanfrancisco.org>



2013 Slate of Officers

DVOS 2013

IN DECEMBER WE WILL VOTE FOR DVOS

BOARD MEMBERS AND OFFICERS

THE SLATE :

PRESIDENT: EILEEN JACKSON

VICE PRESIDENT: YUNOR PERALTA

IMMEDIATE PAST PRESIDENT: GEORGE McRAE

SECRETARY: RODNEY KLINE

TREASURER: KATHY BARRETT

BOARD MEMBERS: Greg Scown

Meg Crosby

Marcia Hart

Parky Parkison

Jamie Wasson



Egm. chapaense



Slc. Dream Catcher 11

Awards DVOS November

Novice

- 1st *Vanda* Judith Johnson
2nd *Den. Zescia Lynn* Jean Keim
3rd *Burr. Nellie Isler 'Swiss Beauty'*
Marcia Hart

Intermediate

- 1st *Den. Spider Lily* Linda Castleton
2nd *Slc. India Rose 'Sherwood'* Yunor Peralta
3rd *Cym. elegans* Tom Pickford

Advanced

- 1st *Lc. Bonanza 'Zenith'* Dave Tomassini
2nd *Paph. spicerianum 'St. Albans'* AM/AOS Ken Cook
3rd *Slc. Dream Catcher* Ted McClellan

Lancer Smith (species/under 6")

- Epigeneium chapaense* Ken Cook



Membership News

courtesy of Ulrike Ahlborn,
Membership Chair

membership@dvos.org

**Membership Dues are Now Due for
2013.**

General Members/Families \$20

Commercial Members \$25

Lifetime Members \$300

If you are unable to receive the newsletter
by email and need a B&W copy mailed to
you, there is an additional \$10 charge for
copying and postage.

New Member/ Renewal application:



*\$50 goes to the best decorated
Christmas Orchid at our
Christmas Party*



Vanda



2013 AOS conservation calendars are available. Photographs are of orchids in their natural habitat. This large 11x22", full-color calendar contains 14 months so you can keep dates into 2014. Enjoy the beauty of orchids in the wild as you support conservation, with \$2 of each calendar purchase going to fund AOS conservation projects. Wholesale pricing for groups are packed and available in boxes of 12). They make great holiday gifts for your orchid loving friends and family!

Gordon W. Dillon - Richard C. Peterson Memorial Essay Contest. The deadline for submissions to his annual contest is November 30, 2012. The theme for the 2012 essay is: The Orchids I Want But Can't Really Find (Real or Imagined). More information on essay submissions and rules may be found on the AOS website. A bit of history on the award (from the AOS website): The contest was established in 1985 by the AOS Northeast Judging Center to honor the memory of two former editors of the AOS Bulletin (now Orchids). Gordon Dillon served as editor from 1943 through 1968 and again from 1970 through 1973. Richard Peterson's name first appeared on the masthead of the AOS Bulletin in April 1971 as associate editor. In 1973, he was named editor and, upon Dillon's retirement in 1977, he became the executive director, retaining his position of editor through 1984.

The Chair of the Publications Committee recently updated the society newsletter resources page on the AOS website. Included in this resource are ideas for society newsletter contents as well as a template for creating a newsletter, professional photographs to use and clip art. Newsletters are a great way to keep the lines of communication open among your society members. If your society doesn't have one yet, check out the page under the Affiliated Societies tab for this resource.

AOS Awards Courtesy of Kathy Barrett
Images can be seen at <http://www.csnjc.org>

11/7 2012

Sacramento CSNJC

American Orchid Society Awards from the Central Valley of California and Northern Nevada

Cym. erythraeum var. album 'Phyllis' CHM 82 (prov)
Exhibited bt Paul and Phyllis Chim

Paph. bellatulum 'Shiraz' HCC 78
Exhibited by Dave Sorokowsky



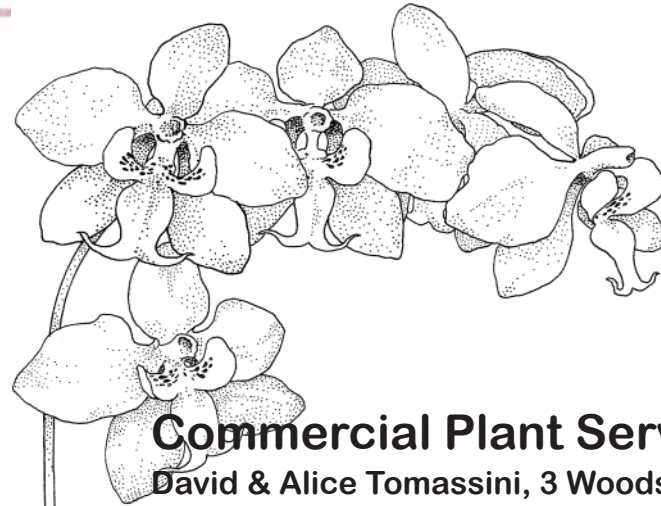
Den. Zescia Lynn

Paph. spicerianum

DVOS Officers 2012

President: George McRae
Immediate Past President: Liz Charlton
Vice-President: Kathy Barrett
Treasurer: Kathy Barrett
Secretary: Rodney Kline
Board Members: Meg Crosby, Parky Parkison
Eileen Jackson, Jamie Wasson
Membership: Ulrike Ahlborn membership@dvos.org
Newsletter: Jamie Wasson, Liz Charlton
dvosnews@gmail.com
Webmaster: Nick Doe, Ulrike Ahlborn
webmaster@dvos.org
Committee Chairs:
Greenhouse Tours: Parky Parkison
Refreshments: Eileen Jackson
Raffle and Sales: Carol and Casey Campell
Judging: Nancy and Ted McClellan
Equipment and Lights: Dave Tomassini
Librarian: Phyllis Arthur
AOS Representative: Dennis Olivas
Orchid Digest Representative:
SFOS Show Chairman: Brad Piini
DVOS Show Chairs:

Commercial Members



Commercial Plant Services

David & Alice Tomassini, 3 Woodside Ct.,
Danville, (925) 736-7630

www.commercialplantservices.com

California Orchids

Mary Nisbet, 515 Aspen Rd.
Bolinas, (415) 868-0203

www.californiaorchids.com

Orchids by Neal

(510) 499-8424

Diablo View Orchid Society